

# TAURO 12 - 18

## Bench spiral mixers with fixed bowl

Date	_____
Project	_____
Location	_____

MODEL	ITEM CODE
-------	-----------

TAURO 12	S02-TAURO12
TAURO 18	S02-TAURO18



**Models:**

- TAURO 12
- TAURO 18



**General technical characteristics:**

- Stainless steel bowl, spiral, shaft and grid;
- Kinematic motion on pre-lubricated ball bearing;
- Well rounded bottom bowl;
- Transmission with inextensible toothed belts;
- CE and EAC certification.

**Optional accessories:**

- Special tension;
- Drain bowl cap;
- Stainless steel version.

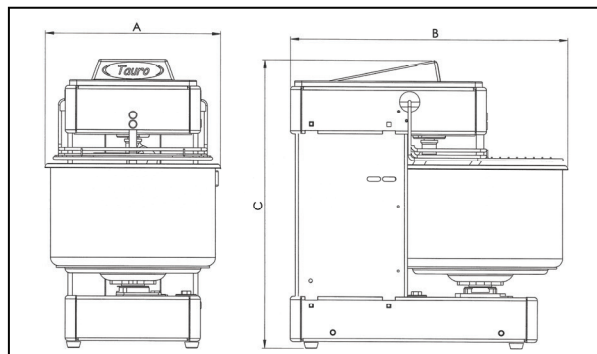
**Warranty:**

- One year, ☉



# Technical Data

## Dimensions



MODEL	A	B	C	Power [kW]	Bowl [liter]	Bowl x H [mm]	Max flour [kg]
TAURO 12	343mm (13")	540mm (21")	570mm (22")	0.55	16	320x210 ( 13"x8")	7.5 (16lb)
TAURO 18	380mm (15")	585mm (23")	570mm (22")	0.55	21	320x210 ( 14"x8")	11.0 (24lb)

**Voltage:** 230V/1-3/60Hz  
(*Optional:* special voltages)

**Transmission** belts and chain.

**Protections:** safety grid.

**Control panel:** set the timer and press the START button. To stop the machine wait that the timer ends its strokes, or press the STOP button.

**Speeds:** Bowl 13-15rpm; Spiral: 90-110 rpm (1st speed), 180-220rpm (2nd speed).

## Shipping information

Model	Net weight	Gross weight	
		Pallet	Cage
TAURO 12	45kg (99lb)	55kg (121lb)	95kg (209lb)
TAURO 18	46kg (101lb)	56kg (123lb)	96kg (211lb)

## Information on the packaging

MODEL	Box on pallet		Cage/Crate	
	Dimensions [mm]	Volume [m <sup>3</sup> ]	Dimensions [mm]	Volume [m <sup>3</sup> ]
TAURO 12	630x400x760 (25"x16"x30")	0.19 (6.71ft <sup>3</sup> )	700x530x780 (27"x21"x45")	0.29 (165ft <sup>3</sup> )
TAURO 18	630x400x760 (25"x16"x30")	0.19 (6.71ft <sup>3</sup> )	700x530x780 (27"x21"x45")	0.29 (165ft <sup>3</sup> )



# TAURO 22 – 25 – 30

## Bench spiral mixers with fixed bowl

Date	_____
Project	_____
Location	_____



Models:	MODEL	ITEM CODE
	TAURO 22	S02-TAURO22
	TAURO 25	S02-TAURO25
	TAURO 30	S02-TAURO30

- TAURO 22
- TAURO 22 (2 speeds)
- TAURO 25
- TAURO 25 (2 speeds)
- TAURO 25 PLUS
- TAURO 30
- TAURO 30 (2 speeds)



### General technical characteristics:

- Stainless steel bowl, spiral, shaft and grid;
- Kinematic motion on pre-lubricated ball bearing;
- Well rounded bottom bowl;
- Frontal control panel with watertight seals;
- Transmission with inextensible toothed belts;
- CE and EAC certification.

### Optional accessories:

- Special tension;
- Drain bowl cap;
- Stainless steel version.

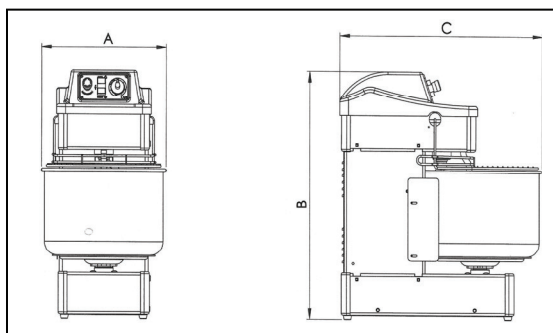
### Warranty:

- One year, ☉



# Technical Data

## Dimensions



MODEL	A	B	C	Power [kW]	Bowl [liter]	Bowl x H [mm]	Max flour [kg]
TAURO 22	400mm (16")	800mm (31")	700mm (27")	0.75	29	400x230 ( 16"x9")	12.5 (27lb)
TAURO 22 (2 speed)	400mm (16")	800mm (31")	700mm (27")	0.8/1.1	29	400x230 ( 16"x9")	12.5 (27lb)
TAURO 25	400mm (16")	800mm (31")	720mm (28")	0.75	32	400x260 ( 16"x10")	16.0 (35lb)
TAURO 25 (2 speeds)	400mm (16")	800mm (31")	720mm (28")	0.8/1.1	32	400x260 ( 16"x10")	16.0 (35lb)
TAURO 25 PLUS	400mm (16")	800mm (31")	720mm (28")	1.2/1.55	32	400x260 ( 16"x10")	16.0 (35lb)
TAURO 30	400mm (16")	800mm (31")	750mm (29")	0.75	41	450x260 ( 18"x10")	18.5 (40lb)
TAURO 30 (2 speeds)	400mm (16")	800mm (31")	750mm (29")	0.8/1.1	41	450x260 ( 18"x10")	18.5 (40lb)

**Voltage:**  
TAURO 22-25-30: 230V/1-3/60Hz

**Transmission** belts and chain.

**Protections:** emergency button and safety grid.

**Control panel:** set the timer and press the START button. To stop the machine wait that the timer ends its strokes, or press the STOP button.

**Speeds:** Bowl 13-15rpm; Spiral: 90-110 rpm (1st speed), 180-220rpm (2nd speed).

## Shipping information

Model	Net weight	Gross weight	
		Pallet	Cage
TAURO 22	67kg (147lb)	77kg (169lb)	117kg (257lb)
TAURO 25	72kg (158lb)	92kg (202lb)	122kg (268lb)
TAURO 25 PLUS	125kg (275lb)	135kg (297lb)	175kg (385lb)
TAURO 30	75kg (165lb)	95kg (209lb)	125kg (275lb)

## Information on the packaging

MODEL	Box on pallet		Cage/Crate	
	Dimensions [mm]	Volume [m <sup>3</sup> ]	Dimensions [mm]	Volume [m <sup>3</sup> ]
TAURO 22	830x570x960 (33"x22"x38")	0.45 (16ft <sup>3</sup> )	890x650x1040 (35"x25"x41")	0.60 (21.2ft <sup>3</sup> )
TAURO 25	830x570x960 (33"x22"x38")	0.45 (16ft <sup>3</sup> )	890x650x1040 (35"x25"x41")	0.60 (21.2ft <sup>3</sup> )
TAURO 30	830x570x960 (33"x22"x38")	0.45 (16ft <sup>3</sup> )	890x650x1040 (35"x25"x41")	0.60 (21.2ft <sup>3</sup> )



# TAURO 35 - 40

## Bench spiral mixers with fixed bowl

Date	_____
Project	_____
Location	_____

MODEL	ITEM CODE
TAURO 35	S02-TAURO35
TAURO 40	S02-TAURO40



### Models:

- TAURO 35
- TAURO 35 (2 speeds)
- TAURO 35 PLUS
- TAURO 35 AUTOMATIC
- TAURO 40
- TAURO 40 (2 speeds)
- TAURO 40 AUTOMATIC



### General technical characteristics:

- Stainless steel bowl, spiral, shaft and grid;
- Kinematic motion on pre-lubricated ball bearing;
- Well rounded bottom bowl;
- Frontal control panel with watertight seals;
- Transmission with inextensible toothed belts;
- CE and EAC certification.

### Optional accessories:

- Special tension;
- Drain bowl cap;
- Stainless steel version.

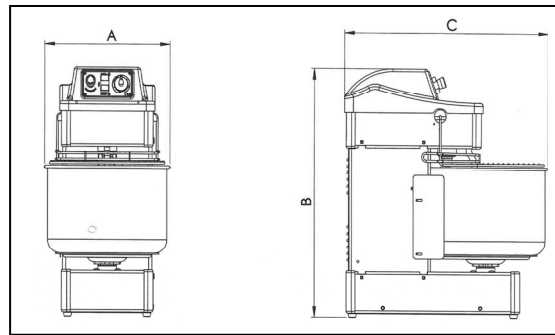
### Warranty:

- One year, ⊗



# Technical Data

## Dimensions



MODEL	A	B	C	Power [kW]	Bowl [liter]	Bowl x H [mm]	Max flour [kg]
TAURO 35	490mm (19")	830mm (33")	750mm (29")	0.1	48	450x300 ( 18"x12")	22.0 (48lb)
TAURO 35 (2 speeds)	490mm (19")	830mm (33")	750mm (29")	1.2/1.55	48	450x300 ( 18"x12")	22.0 (48lb)
TAURO 35 PLUS	490mm (19")	830mm (33")	750mm (29")	1.2/1.55	48	450x300 ( 18"x12")	22.0 (48lb)
TAURO 35 AUTOMATIC	490mm (19")	910mm (36")	750mm (29")	1.2/1.55	48	450x300 ( 18"x12")	22.0 (48lb)
TAURO 40	490mm (19")	830mm (33")	780mm (31")	0.1	60	500x300 ( 20"x12")	25.0 (55lb)
TAURO 40 (2 speeds)	490mm (19")	830mm (33")	780mm (31")	1.2/1.55	60	500x300 ( 20"x12")	25.0 (55lb)
TAURO 40 AUTOMATIC	530mm (21")	910mm (36")	780mm (31")	1.2/1.55	60	500x300 ( 20"x12")	25.0 (55lb)

### Voltage:

TAURO 22-25-30: 230/1-3/60Hz

**Transmission** belts and chain.

**Protections:** emergency button and safety grid.

**Control panel:** set the timer and press the START button (for TAURO AUTOMATIC is imposed on the speed and the time on the front panel). To stop the machine wait that the timer ends its strokes, or press the STOP button.

**Speeds:** Bowl 13-15rpm; Spiral: 90-110 rpm (1st speed), 180-220rpm (2nd speed).

### Shipping information

Model	Net weight	Gross weight	
		Pallet	Cage
TAURO 35	92kg (202lb)	102kg (224lb)	142kg (313lb)
TAURO 35 PLUS	130kg (286lb)	140kg (308lb)	180kg (396lb)
TAURO 35 AUTOMATIC	100kg (220lb)	110kg (242lb)	150kg (330lb)
TAURO 40	96kg (211lb)	106kg (233lb)	146kg (321lb)
TAURO 40 AUTOMATIC	102kg (224lb)	112kg (246lb)	152kg (335lb)

### Information on the packaging

MODEL	Box on pallet		Cage/Crate	
	Dimensions [mm]	Volume [m <sup>3</sup> ]	Dimensions [mm]	Volume [m <sup>3</sup> ]
TAURO 35	830x570x960 (33"x22"x38")	0.45 (16ft <sup>3</sup> )	890x650x1040 (35"x25"x41")	0.60 (21.2ft <sup>3</sup> )
TAURO 40	830x570x960 (33"x22"x38")	0.45 (16ft <sup>3</sup> )	890x650x1040 (35"x25"x41")	0.60 (21.2ft <sup>3</sup> )

